



StableCamper Cab Chassis Flatbed Truck Systems

Engineered to transform CM SK and RD Truck
Beds into the perfect Truck Camper bed solution.

Boxes are available in:

- 14 Ga Steel - Powder Coated Black
- 0.125" Aluminum - Raw or Powder Coated
- Standard or Clearance Box Styles

For 60" CA CC Trucks

Box Size: 20" H 18.5" W 101" L

Other sizes will be coming soon

System Components (priced separately):

- Boxes
 - Back Stop – Camper Rest
 - Stake Pocket Mounts – Tie Downs
- More accessories are available on our website.



Beautifully Crafted Fit



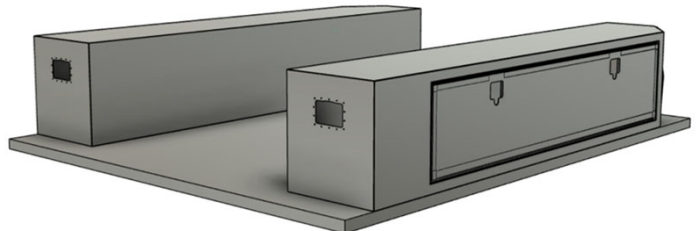
<https://www.stablecamper.com/truck-beds>

info@stablecamper.com

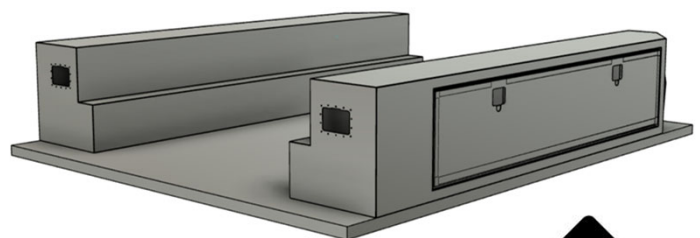
Optimized for 9'4" x 94" CM Beds



Standard Boxes

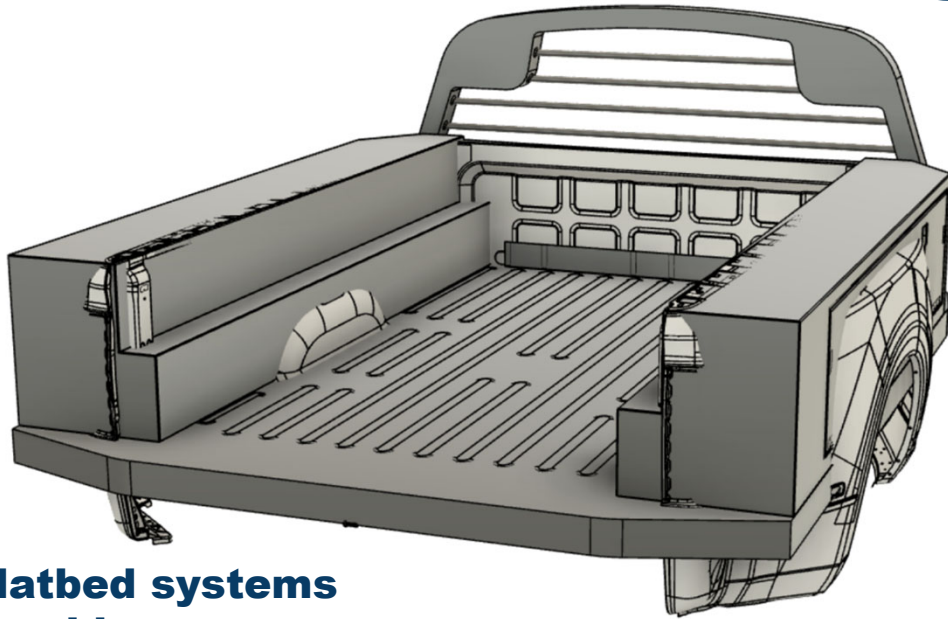


Clearance Boxes



**STABLE
CAMPER**

StableCamper Cab Chassis Flatbed Truck Systems

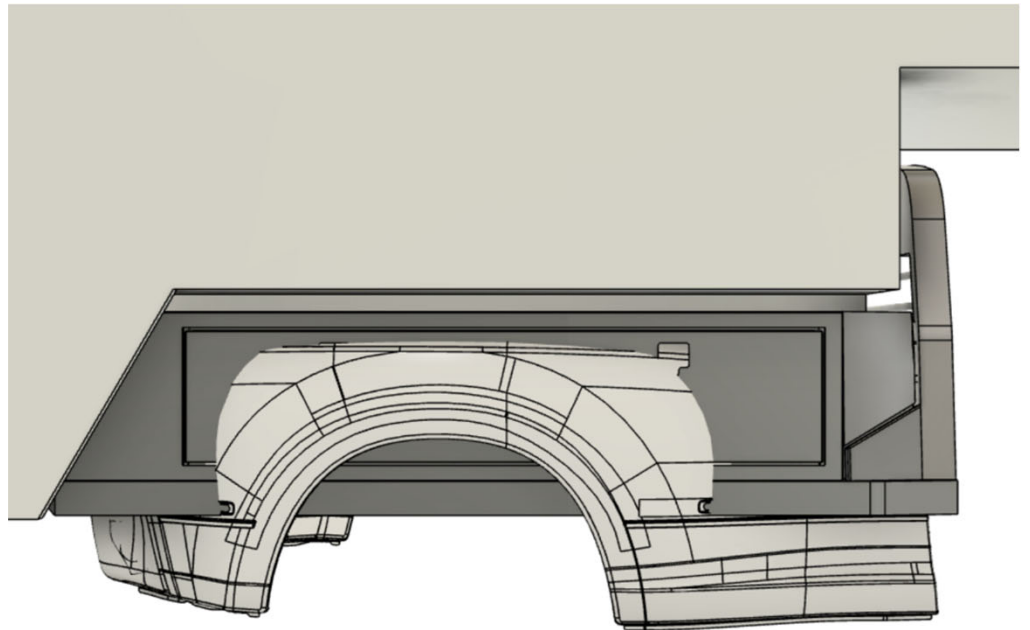


Our Flatbed systems are designed to mimic a standard truck bed for a great camper fit and look

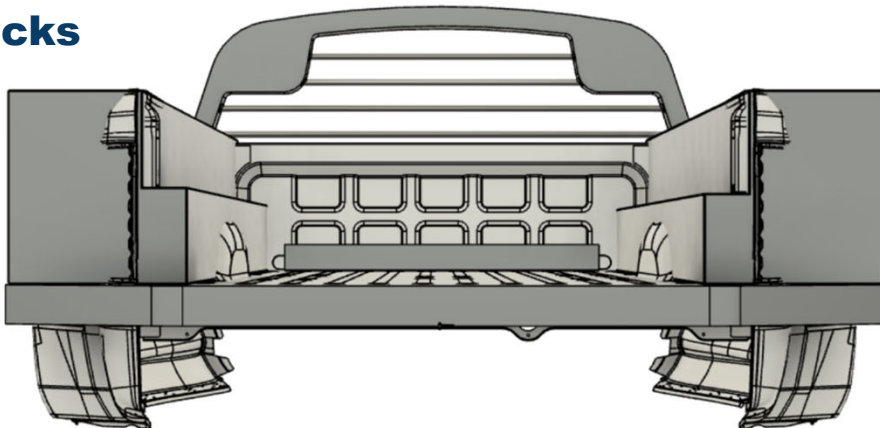
(Ram Dually bed shown for illustration)

Flatbed systems provide more versatility and storage options than that of standard truck beds

Our Flatbed Systems with CM Truck Beds provides an affordable, low lead-time truck camper solution for your Cab Chassis Trucks



Shown with 9'4 x 94" Bed



**STABLE
CAMPER**

<https://www.stablecamper.com/truck-beds>
info@stablecamper.com